


# KENWOOD ELEMENTARY SCHOOL



## GRADES K-6

230 Randolph Avenue Kenwood, CA 95452  
Phone: (707) 833-2500 Fax: (707) 833-2181  
Web site: [www.kenwoodschool.org](http://www.kenwoodschool.org)

**Robert Bales**  
Superintendent/Principal

## 2007-08 School Accountability Report Card

Published During The 2008-09 School Year

### Principal's Message

The Kenwood School is the only school in the Kenwood School District, which serves 170 students in preschool through sixth grade. It is located in Kenwood, California, in Sonoma County, about 60 miles north of San Francisco, in a beautiful agricultural area, the Valley of the Moon. The community is proud of and involved in the school. A very strong parent support group (The Kenwood School Association) and a foundation (The Kenwood School Foundation) both help ensure strong, supportive community involvement and quality education for the children.

The mission of the Kenwood School is to provide a broad-based education with an academic focus, which will enable each student to realize his/her full potential.

### Parental Involvement

There are many ways for parents to become involved in their child's education at Kenwood Elementary School. Below is a list of programs and their contact information.

- Board of Trustees
  - Bob Bales (707) 833-2500
- Kenwood Children's Center Parent Advisory Committee
  - Bob Bales, Director (707) 833-2500
- Kenwood Education Foundation
  - Alice Horowitz, President (707) 833-2500
- Kenwood School Association
  - Kendra Kolling, Chair (707) 833-2500
- Kenwood School Site Council
  - Bob Bales, Principal (707) 833-2500

### School Safety

The Kenwood Elementary Safety Committee meets monthly as coordinated by the School Site Council. Monthly fire drills and other as needed emergency drills are scheduled throughout the school year. Other emergency procedures and inservice training for staff members are provided by the Redwood Empire Schools Insurance Group.

The Kenwood Elementary School utilizes the Emergency Operations Plan for Schools as created by the Redwood Empire Schools Insurance Group. It is reviewed annually by the entire staff and updated as needed. It was most recently reviewed, updated, and discussed with school faculty on August 21, 2008.

### Professional Development


Staff development sessions focus on best practices and research based instructional design. Teachers participate in cross grade level collaboration, County and State inservice offerings, and targeted academic curriculum areas. Teacher/Principal meetings, peer coaching, and data collection and assessments are used to support implementation.

For the 2005-06 and the 2006-07 school years, two days were dedicated to staff and professional development. For 2007-08, one day was dedicated to staff and professional development.



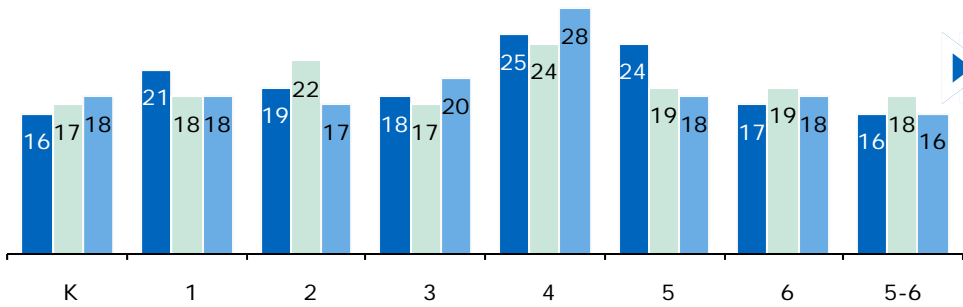
### Kenwood Elementary School District

230 Randolph Avenue  
Kenwood, CA 95452  
Phone: (707) 833-2500  
Fax: (707) 833-2181  
[www.kenwoodschool.org](http://www.kenwoodschool.org)



### Board of Trustees Members

Pat Alexander - President  
Diane Cupples  
Kjell Kallman  
Gordon Holmes  
Alex Bantis



### Class Size

The bar graph displays the three-year data for average class size.

■ 05-06   □ 06-07   ■ 07-08

Class Size Distribution — Number of Classrooms By Size									
Grade	05-06			06-07			07-08		
	1-20	21-32	33+	1-20	21-32	33+	1-20	21-32	33+
K	1			1			1		
1		1		1			1		
2	1				1		1		
3	1			1			1		
4		2			1			1	
5		1		1			1		
6	1			1			1		
5-6	1			1			1		

### California Physical Fitness Test

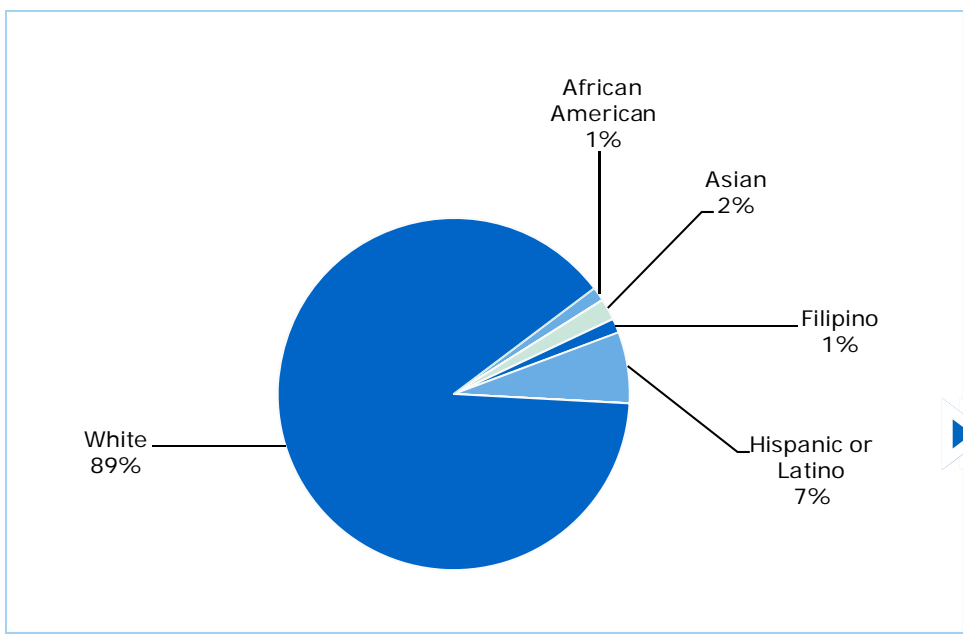
Each spring, all students in grade 5 are required to participate in the California Physical Fitness Test (PFT). The test measures six key fitness areas:

1. Aerobic Capacity
2. Body Composition
3. Abdominal Strength
4. Trunk Extension Strength
5. Upper Body Strength
6. Flexibility

To meet fitness standards, students must score in the Healthy Fitness Zone (HFZ) on all six fitness tests. For 2007-08, 52.0% of students in the fifth grade scored in the HFZ. For more information on the California PFT, please visit [www.cde.ca.gov/ta/tg/pf/](http://www.cde.ca.gov/ta/tg/pf/).

### Public Internet Access

Internet access is available at public libraries and other locations that are publicly accessible (e.g., the California State Library). Access to the Internet at libraries and public locations is generally provided on a first-come, first-served basis. Other use restrictions include the hours of operation, the length of time that a workstation may be used (depending on availability), the types of software programs available on a workstation, and the ability to print documents.



### Enrollment and Demographics

The total enrollment was 153 students for the 2007-08 school year.





## School Facility Good Repair Status

The table shows the results of the school's most recently completed inspection, using the Facility Inspection Tool (FIT) or equivalent school form. This inspection determines the school facility's good repair status.

School Facility Conditions and Improvements				
Item Inspected	Repair Status			
	Good	Fair	Poor	
Gas Leaks	✧			
Mechanical Systems	✓			
Windows/Doors/Gates (interior and exterior)	✓			
Interior Surfaces (walls, floors, and ceilings)	✓			
Hazardous Materials (interior and exterior)	✓			
Structural Damage	✓			
Fire Safety	✓			
Electrical (interior and exterior)	✓			
Pest/Vermin Infestation	✓			
Drinking Fountains (inside and outside)	✓			
Restrooms	✓			
Sewer	✓			
Playground/School Grounds	✓			
Roofs	✓			
Overall Cleanliness	✓			
Overall Summary of Facility Condition				
	Exemplary	Good	Fair	Poor
Overall Summary	✓			

Note: The most recent school site inspection occurred on November 21, 2008, and the inspection form was most recently completed on November 21, 2008.

✧ Not applicable.

## School Facilities

Kenwood Elementary School consists of the original building constructed in 1960, the Multi-Purpose Building constructed in 1987, and four portable classrooms. The original main building houses Kindergarten through Second grade, the Resource Specialist, the Computer Lab, the Library and the School/District Office. A modernization project for this building was completed in August 2008. The Multi-Purpose Building includes the Multi-Purpose Room, the kitchen, Third and Fourth grade classrooms and the teacher's staff room. The four portable buildings house Fifth, Sixth and the 5/6 combination classes, as well as the Creativity Room where art and music classes are held. In addition Kenwood School has a Preschool and Day Care program on site in two more portable classrooms.

Kenwood School utilizes a Safety Committee consisting of the Superintendent/Principal, a parent member of the School Site Council, and the Custodian. The School Site Council reviews the Safety Committee report on a monthly basis. Kenwood School prides itself on the safety and cleanliness of the entire campus.

*Continued on sidebar*

## School Facilities

*Continued from left*

The district employs two custodians who clean the facility on a daily basis. All of the classrooms meet the state requirement for space. The restrooms, electrical system, and the plumbing are checked on a daily basis.

Modernization and upgrades are planned for the summer of 2008 for the main building, constructed in 1961. The project will be funded with a 60/40 match by the State as well as mitigation fee and District of Choice revenues.

The District participates in the State School Deferred Maintenance Program, which provides state matching funds on a dollar-for-dollar basis, to assist school districts with expenditures for major repair or replacement of existing school building components. Typically, this includes roofing, plumbing, heating, air conditioning, electrical systems, interior or exterior painting, and floor systems. For the 2008-09 school year, the District budgeted \$6896 for the deferred maintenance program. This represents 1% of the District's general fund budget.





## Textbooks and Instructional Materials

All textbooks are adopted from the most recent State-approved list by the Superintendent/Principal with input from the teachers, support staff, and community. The Board of Trustees ultimately approves all curriculum decisions, which are based on content consistent with curriculum frameworks adopted by the State Board of Education. All students, including English Learners, have access to their own textbooks and instructional materials.

Kenwood Elementary School Textbooks and Instructional Materials List		
Subject	Textbook	Adopted
English-Language Arts	Houghton Mifflin	2005
Mathematics	McGraw-Hill	2008
Science	Harcourt	2008
History-Social Science	Houghton Mifflin	2008

## Availability of Textbooks and Instructional Materials

Availability of Textbooks and Instructional Materials	
Subject	Percentage of Pupils Who Lack Their Own Assigned Textbook and Instructional Materials
Reading/Language Arts	0%
Mathematics	0%
Science	0%
History-Social Science	0%
Visual and Performing Arts	✧
Foreign Language	✧
Health	✧

Note: This data was most recently collected and verified in August 2008.

✧ Not applicable.


## Suspensions and Expulsions

The table shows the rate of suspensions and expulsions (the total number of incidents divided by the school's total enrollment) for the most recent three-year period.

Suspension and Expulsion Rates						
	Kenwood ES			Kenwood ESD		
	05-06	06-07	07-08	05-06	06-07	07-08
Suspension Rate	0.032	0.000	0.020	0.032	0.000	0.020
Expulsion Rate	0.000	0.000	0.000	0.000	0.000	0.000



*“The mission of the Kenwood School is to provide a broad-based education with an academic focus, which will enable each student to realize his/her full potential.”*





## California Standards Tests Results

The multiple-choice California Standards Tests (CST) are part of the Standardized Testing and Reporting (STAR) and are administered only to students in California public schools. These tests determine students' achievement of the California Academic Content Standards and provide feedback on their success given what they are expected to know in each grade level and subject.

Percentage of Students Scoring At Proficient or Advanced Levels									
	Kenwood ES			Kenwood ESD			California		
	05-06	06-07	07-08	05-06	06-07	07-08	05-06	06-07	07-08
English-Language Arts	73%	63%	68%	73%	63%	68%	42%	43%	46%
Mathematics	72%	61%	70%	72%	61%	70%	40%	40%	43%
Science	57%	63%	64%	57%	63%	64%	35%	38%	46%



### California Standards Tests

For the 2008 STAR exam, students in grades 2-6 took an English-language arts and mathematics test. Students in grade 4 also participated in an essay writing test. Students in grade 5 took a science test. Because tests are meant to measure how well students achieve standards rather than how well they do compared to other students, the results are reported as performance levels. The five performance levels are:

- **Advanced** (*exceeds State Standards*)
- **Proficient** (*meets Standards*)
- **Basic**
- **Below basic**
- **Far below basic**



Students scoring at the Proficient or Advanced level meet State Standards in that content area.

The tables show the percentage of students that scored at Proficient or Advanced levels in English-language arts, mathematics, and science. For a complete report on all groups and their scores by grade level, please visit <http://star.cde.ca.gov/>.

## CST Student Group Results: English-Language Arts, Mathematics, and Science

Percentage of Students Scoring At Proficient or Advanced Levels			
Group	Spring 2008 Results		
	English-Language Arts	Mathematics	Science
Male	63%	71%	77%
Female	68%	69%	50%
Economically Disadvantaged	❖	❖	❖
English Learners	❖	❖	❖
Students with Disabilities	❖	❖	❖
Migrant Education Services	❖	❖	❖
African American	❖	❖	❖
American Indian or Alaska Native	❖	❖	❖
Asian	❖	❖	❖
Filipino	❖	❖	❖
Hispanic or Latino	❖	❖	❖
Pacific Islander	❖	❖	❖
White	71%	74%	76%

❖ Scores are not shown when the number of students tested is 10 or less, either because the number of students tested in this category is too small for statistical accuracy or to protect student privacy.





## Adequate Yearly Progress

Adequate Yearly Progress Criteria				
	Kenwood ES		Kenwood ESD	
Met Overall AYP	Yes		Yes	
AYP Criteria	English-Language Arts	Mathematics	English-Language Arts	Mathematics
Participation Rate	Yes	Yes	Yes	Yes
Percent Proficient	Yes	Yes	Yes	Yes
API	Yes		Yes	
Graduation Rate	✧		✧	

✧ Not applicable. The graduation rate for AYP criteria applies to high schools.

## Adequate Yearly Progress

NCLB requires that all schools and districts meet Adequate Yearly Progress (AYP) requirements. To meet these standards, California public schools and districts must meet or exceed criteria in four target areas:

1. Participation rate on statewide assessments
2. Percent of students scoring proficient on statewide assessments
3. API scores
4. Graduation rate for high schools

The table displays whether or not the school made AYP overall and met each of the AYP criteria for 2007-08. For a detailed report on AYP, please visit [www.cde.ca.gov/ta/ac/ay/](http://www.cde.ca.gov/ta/ac/ay/).

## Academic Performance Index

API Ranks — Three Year Comparison			
	04-05	05-06	06-07
Statewide API Rank	9	9	8
Similar Schools API Rank	10	1	1

API Growth by Student Group — Three Year Comparison				
Group	Actual API Change			2007-08 Growth API Score
	05-06	06-07	07-08	
All Students at the School	-25	-11	35	876
African American	■	■	■	■
American Indian or Alaska Native	■	■	■	■
Asian	■	■	■	■
Filipino	■	■	■	■
Hispanic or Latino	■	■	■	■
Pacific Islander	■	■	■	■
White	-39	-22	42	889
Socioeconomically Disadvantaged	■	■	■	■
English Learners	■	■	■	■
Students with Disabilities	■	■	■	■

■ Data are reported only for numerically significant groups.

## Academic Performance Index

The Academic Performance Index (API) is an annual measure of the academic performance and progress of schools in California. The API is a score on a scale of 200 to 1,000, with 800 set as the statewide target. Schools are ranked in ten categories of equal size from 1 (lowest) to 10 (highest). A similar schools API rank reflects how a school compares to 100 statistically matched "similar schools." The tables show the school's three-year data for API rank and API growth. For more detailed information, please visit [www.cde.ca.gov/ta/ac/ap/](http://www.cde.ca.gov/ta/ac/ap/).

**Testing Note:** Assessment data are reported only for numerically significant groups. Data may not appear if ethnic/racial, socio-economically disadvantaged, or other groups (1) contain less than 100 students with valid test scores OR (2) comprise less than 15% of the school population tested and contain less than 50 students with valid scores.



## Teacher Qualifications

Teacher Credential Information				
	Kenwood ESD	Kenwood ES		
Teachers	07-08	05-06	06-07	07-08
With Full Credential	12	13	12	12
Without Full Credential	0	0	0	0
Teaching Outside Subject Area of Competence		0	0	0



### Teacher Qualifications

The table shows information about teacher credentials and teacher qualifications. More information can be found by visiting <http://data1.cde.ca.gov/dataquest/>.

## Teacher Misassignments and Vacant Teacher Positions

The table displays the number of teacher misassignments (teachers assigned without proper legal authorization) and the number of vacant teacher positions (not filled by a single designated teacher assigned to teach the entire course at the beginning of the school year or semester). Please note: Total teacher misassignments includes the number of misassignments of teachers of English Learners.

Teacher Misassignments and Vacant Teacher Positions			
	Kenwood ES		
	06-07	07-08	08-09
Teacher Misassignments of English Learners	0	0	0
Total Teacher Misassignments	0	0	0
Vacant Teacher Positions	0	0	0



## No Child Left Behind Compliant Teachers


No Child Left Behind (NCLB) requires that all teachers of core academic subject areas be "highly qualified." In general, for a teacher to be considered highly qualified, they must have a bachelor's degree, an appropriate California teaching credential, and have demonstrated competence for each core subject he or she teaches. The table displays data regarding NCLB compliant teachers from the 2006-07 school year. For more information on teacher qualifications related to NCLB, please visit [www.cde.ca.gov/nclb/sr/tq](http://www.cde.ca.gov/nclb/sr/tq).

Core Academic Courses Taught by NCLB Compliant Teachers		
	% of Classes Taught by NCLB Compliant Teachers	% of Classes Taught by Non-NCLB Compliant Teachers
Kenwood ES	100.0%	0.0%
All Schools in District	100.0%	0.0%
High-Poverty Schools in District	◇	◇
Low-Poverty Schools in District	100.0%	0.0%

◇ Information not available.

## Academic Counselors

Number of Academic Counselors (FTE)	Ratio of Students Per Academic Counselor
0.0	0.0



### School Support Staff

The following is a list of the support staff at the school and their full-time equivalent (FTE):

- Library Media Teacher (Librarian) 0.5
- Library Media Services Staff (paraprofessional) 0.0
- Psychologist 0.1
- Social Worker 0.0
- Nurse 0.1
- Speech/Language/Hearing Specialist 0.1
- Resource Specialist (non-teaching) 0.0
- Other 0.0



## Federal Intervention Program

Schools that receive Title I funding can enter Program Improvement (PI) if they don't reach AYP over two consecutive years in the same content area (English-language arts or mathematics) or on the same indicator (API or graduation rate). With each additional year that they don't meet AYP, they advance to the next level of intervention. The table displays the 2008-09 Program Improvement status for the school and district. For more information, please visit [www.cde.ca.gov/ta/ac/ay](http://www.cde.ca.gov/ta/ac/ay).

Federal Intervention Program		
	Kenwood ES	Kenwood ESD
Program Improvement Status	In PI	Not In PI
First Year of Program Improvement	2007-2008	◇
Year in Program Improvement	Year 1	◇
Number of Schools Identified for Program Improvement	1	
Percent of Schools Identified for Program Improvement	100.0%	

◇ Not applicable.

## Financial Information

The data displayed is from the 2006-07 school year because the most current fiscal information available provided by the state is always two years behind the current school year, and one year behind most other data included in this report.

District Salary Information — Does not include benefits		
Range	Kenwood ESD	Similar Sized District
Beginning Teacher Salary	\$38,601	\$37,322
Mid-Range Teacher Salary	\$54,911	\$53,824
Highest Teacher Salary	\$74,539	\$67,700
Average Principal Salary	\$80,271	\$85,507
Superintendent Salary	\$34,402	\$104,993
% of Budget for Teacher Salaries	35.6%	37.6%
% of Budget for Administrative Salaries	6.8%	6.4%



Financial Data				
	Total Expenditures Per Pupil	Expenditures Per Pupil From Restricted Sources	Expenditures Per Pupil From Unrestricted Sources	Average Teacher Salary
Kenwood ES	\$12,194	\$4,578	\$7,616	\$59,299
Kenwood ESD			\$7,616	\$59,299
California			\$5,300	\$54,322
% Difference Between School and District			◆	◆
% Difference Between School and California			30.4%	8.4%

⊛ The Principal and Superintendent are combined as one position for Kenwood ESD.

◆ Because Kenwood ESD is a single-site district, the percent difference does not apply.

## Types of Services Funded

Kenwood School employs additional support staff in the following areas: psychologists, counselors, a speech and language therapist, instructional aides, nurse, physical education teacher, librarian, music teacher, computer lab, Title I coordinator, and reading specialist.



**SARC:** Data provided by the California Department of Education (CDE), school and the district office. For additional information on facts about California schools and districts, please visit DataQuest at <http://data1.cde.ca.gov/dataquest>. DataQuest is an online resource that provides reports for accountability, test data, enrollment, graduates, dropouts, course enrollments, staffing and data regarding English Learners.

All data accurate as of November 2008.